



PADMAWATI  
EXTRUSION

CATALOGUE 2019

WINDOW SECTIONS

**Padmawati Extrusion Pvt. Ltd.**, with over 2 decades of experience, with focus on customer need and commitment to **quality, perfection and innovation**, has become one of the leading nationwide providers of aluminium.

The company has been engaged in the complete process of extrusion, from technical sales advise, designing, testing to providing all ancillary, hardware fittings for system windows, glazing systems, exhibition systems and various products and caters to architects, contractors and designers from different sectors & industries.

With an eye on quality, the company has also introduced **aluminium profiles with scratch free sand blasted anodize finish, brush anodize finish, mirror finish and various powder coated finishes** for our discerning customers.

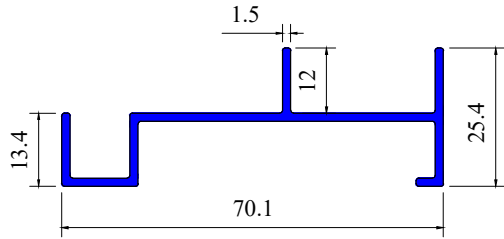
Our way of working reflects delivering an advantage in every key aspect of our business – sourcing, operations and cost. Basically, we are a **one stop shop for extruded aluminium** custom solutions for practically any application.



## WINDOW SECTIONS

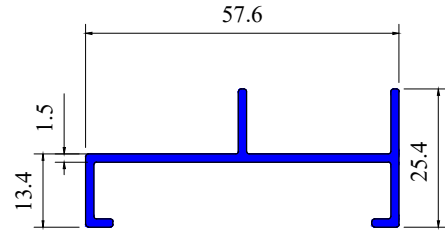
Section No 4362

Wt/Mtr 0.54 Kg



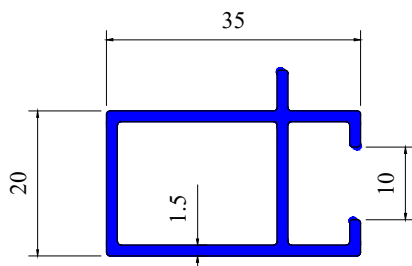
Section No 4363

Wt/Mtr 0.455 Kg



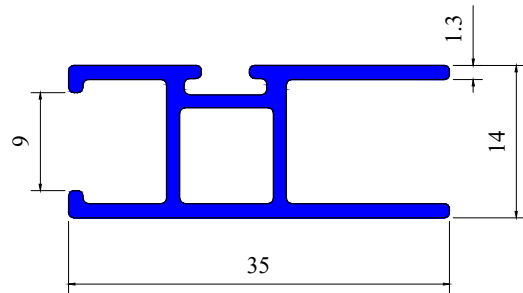
Section No 4366

Wt/Mtr 0.473 Kg



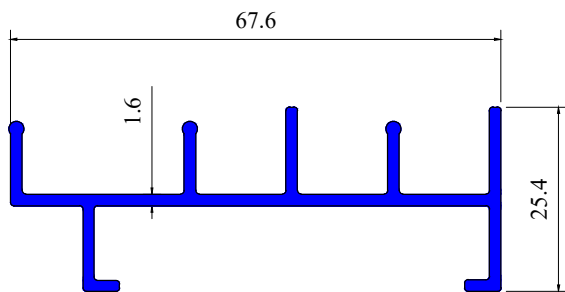
Section No 4368

Wt/Mtr 0.343 Kg



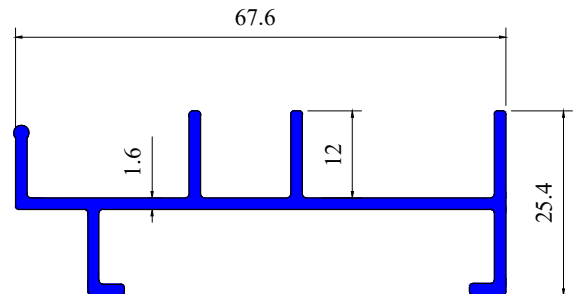
Section No 4369

Wt/Mtr 0.656 Kg



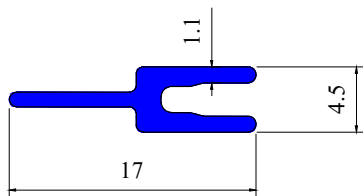
Section No 4370

Wt/Mtr 0.618 Kg



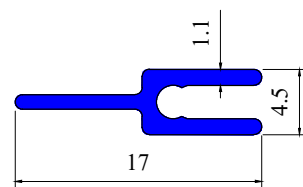
Section No 1652

Wt/Mtr 0.086 Kg



Section No 1652 A

Wt/Mtr 0.078 Kg

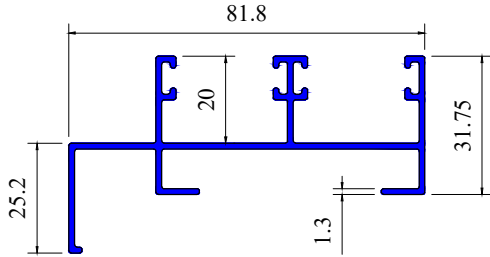




## WINDOW SECTIONS

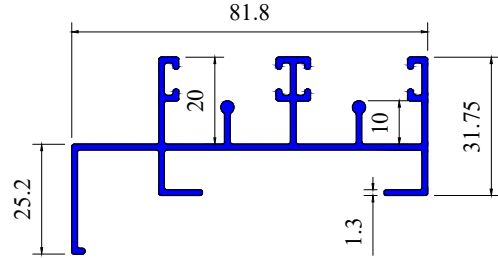
Section No 4403

Wt/Mtr 0.853 Kg



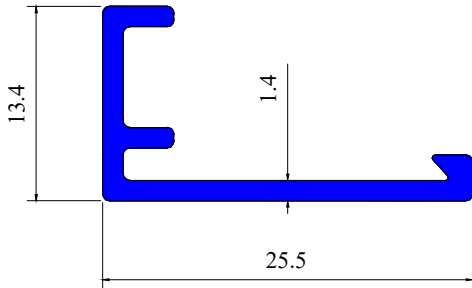
Section No 4402

Wt/Mtr 0.942 Kg



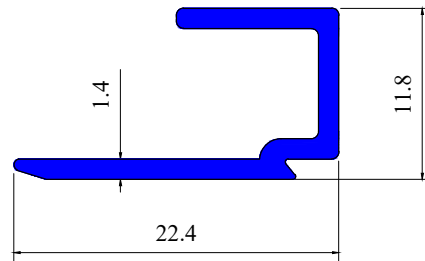
Section No 4374

Wt/Mtr 0.178 Kg



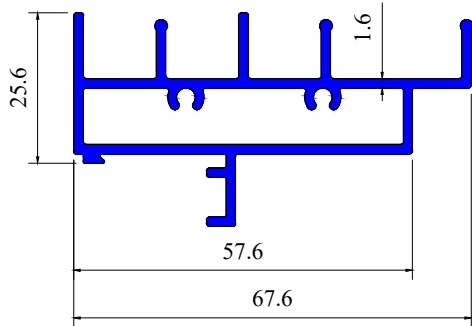
Section No 4375

Wt/Mtr 0.159 Kg



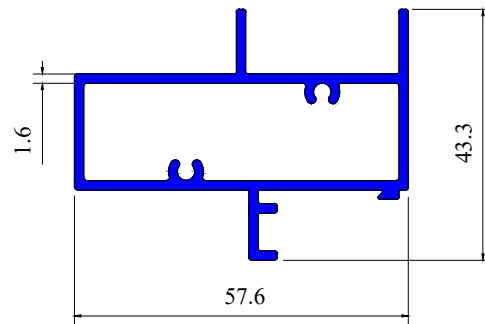
Section No 4376

Wt/Mtr 1.01 Kg



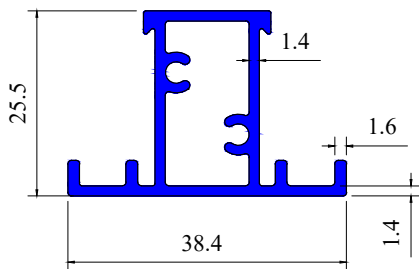
Section No 4377

Wt/Mtr 0.893 Kg



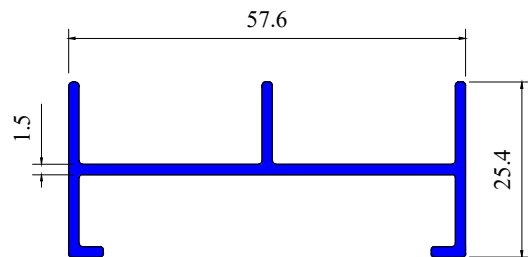
Section No 4378

Wt/Mtr 0.508 Kg



Section No 4389

Wt/Mtr 0.502 Kg

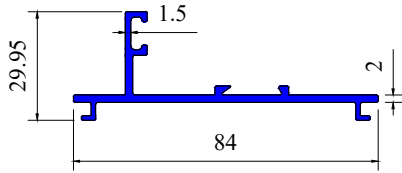




## WINDOW SECTIONS

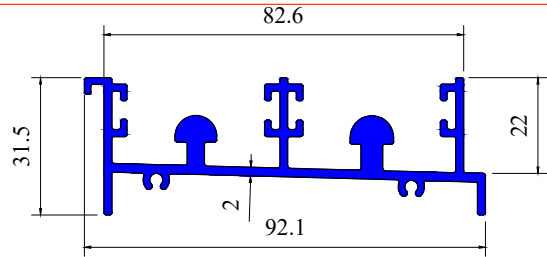
Section No 4382

Wt/Mtr 0.697 Kg



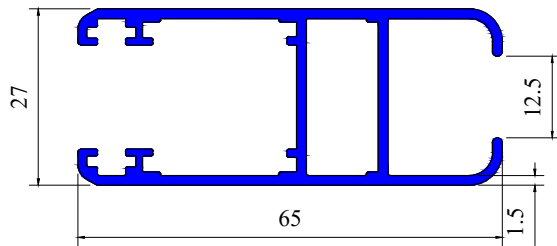
Section No 4327

Wt/Mtr 1.56 Kg



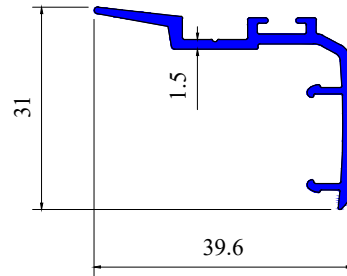
Section No 4384

Wt/Mtr 0.868 Kg



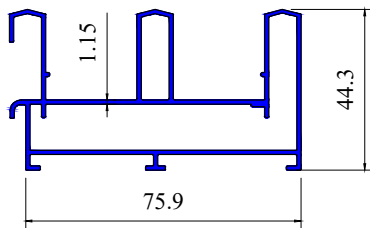
Section No 4385

Wt/Mtr 0.327 Kg



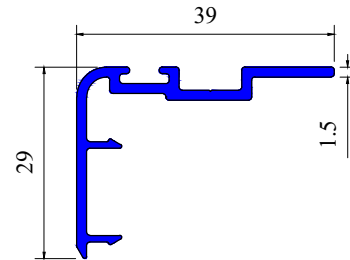
Section No 4386

Wt/Mtr 1.120 Kg



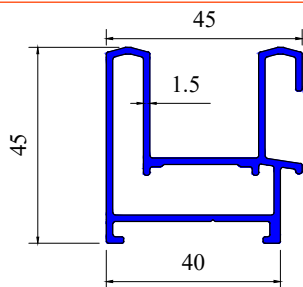
Section No 4414

Wt/Mtr 0.337 Kg



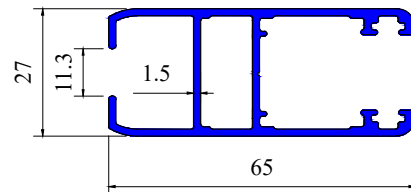
Section No 4415

Wt/Mtr 0.899 Kg



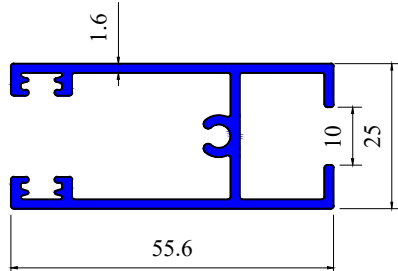
Section No 4416

Wt/Mtr 0.894 Kg



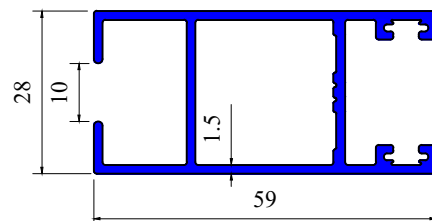
Section No 4432

Wt/Mtr 0.764 Kg



Section No 4436

Wt/Mtr 0.842 Kg

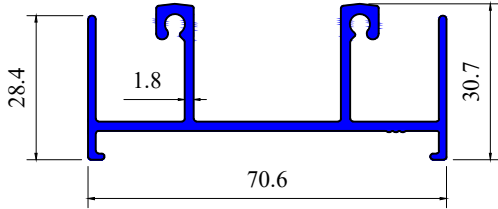




## WINDOW SECTIONS

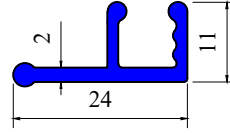
Section No 4433

Wt/Mtr 0.913 Kg



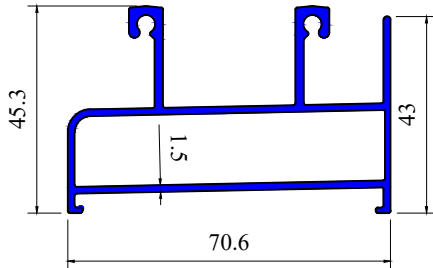
Section No 4434

Wt/Mtr 0.221 Kg



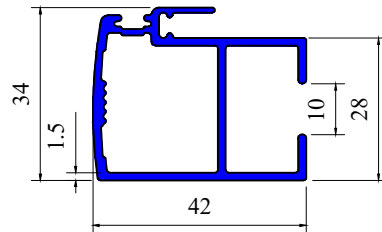
Section No 4435

Wt/Mtr 1.137 Kg



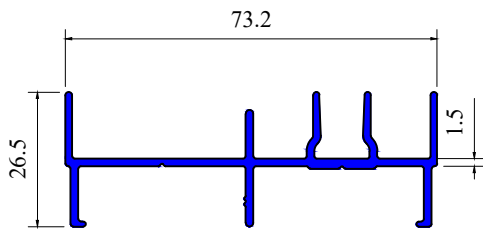
Section No 4437

Wt/Mtr 0.707 Kg



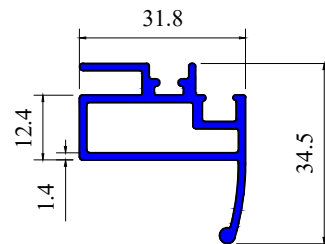
Section No 4438

Wt/Mtr 0.697 Kg



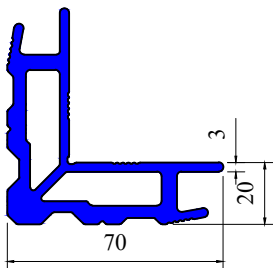
Section No 4439

Wt/Mtr 0.529 Kg



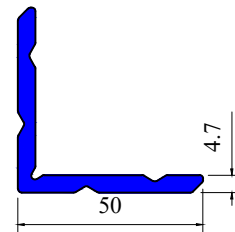
Section No 4443

Wt/Mtr 2.867 Kg



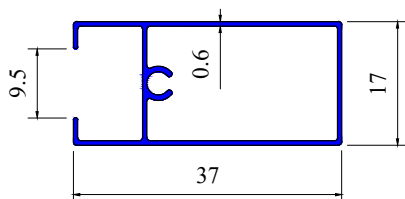
Section No 4444

Wt/Mtr 1.11 Kg



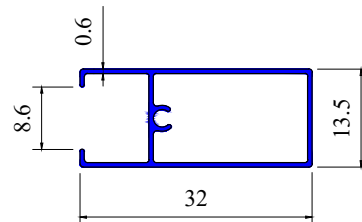
Section No 4423

Wt/Mtr 0.197 Kg



Section No 4424

Wt/Mtr 0.158 Kg

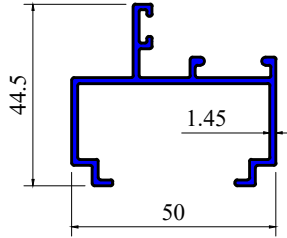




## WINDOW SECTIONS

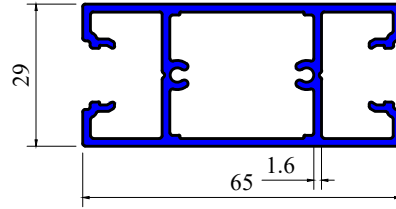
Section Nb 4450

Wt/Mtr 0.618 Kg



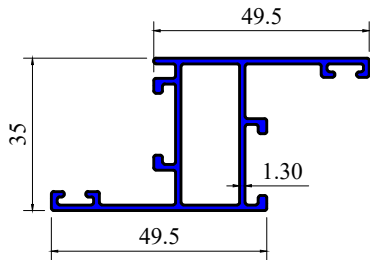
Section Nb 4458

Wt/Mtr 1.056 Kg



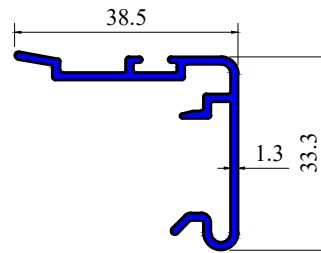
Section Nb 4451

Wt/Mtr 0.748 Kg



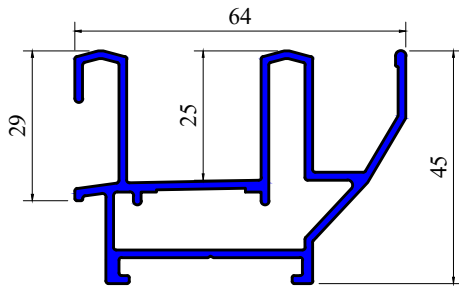
Section Nb 4459

Wt/Mtr 0.367 Kg



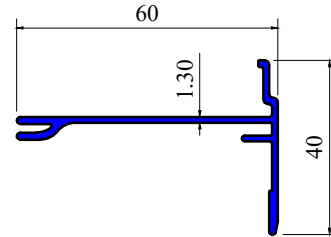
Section Nb 4455

Wt/Mtr 1.085 Kg



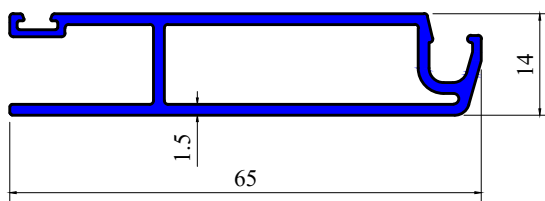
Section No 1642

Wt/Mtr 0.456 Kg



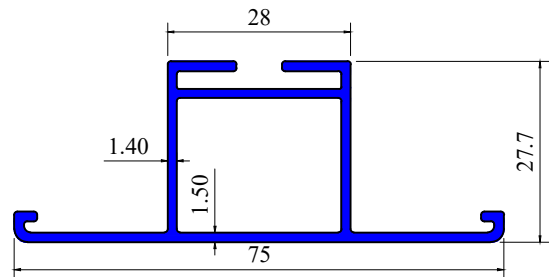
Section Nb 4456

Wt/Mtr 0.635 Kg



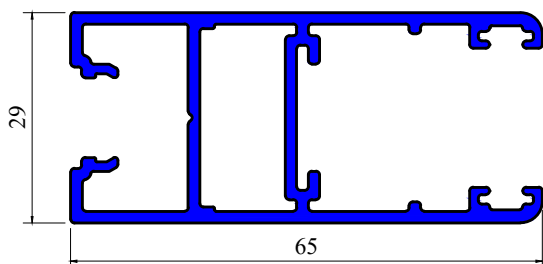
Section No 1669

Wt/Mtr 0.689 Kg



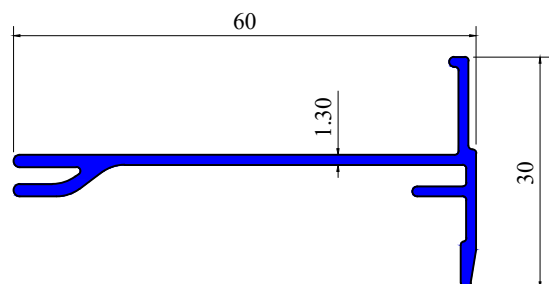
Section Nb 4457

Wt/Mtr 1.013 Kg



Section No 1755

Wt/Mtr 0.410 Kg





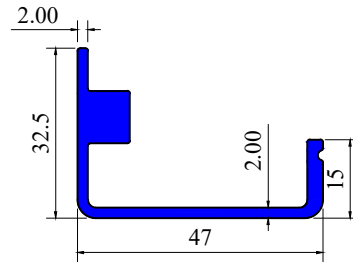
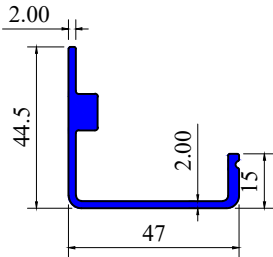
## WINDOW SECTIONS

Section No 1758

Wt/Mtr 0.734 Kg

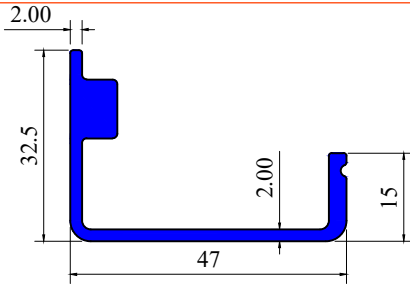
Section No 1759

Wt/Mtr 0.724 Kg



Section No 1760

Wt/Mtr 0.675 Kg







**PADMAWATI EXTRUSION PVT. LTD.**

5/2, Bharat Ashish Building, D.B. Gupta Road, Paharganj, New Delhi - 110055 (India)  
+91 98999 07895, 98112 76191 | Email : [info@padmawatiextrusion.com](mailto:info@padmawatiextrusion.com)