



PADMAWATI
EXTRUSION

CATALOGUE 2019

RECTANGULAR TUBES

Padmawati Extrusion Pvt. Ltd., with over 2 decades of experience, with focus on customer need and commitment to **quality, perfection and innovation**, has become one of the leading nationwide providers of aluminium.

The company has been engaged in the complete process of extrusion, from technical sales advise, designing, testing to providing all ancillary, hardware fittings for system windows, glazing systems, exhibition systems and various products and caters to architects, contractors and designers from different sectors & industries.

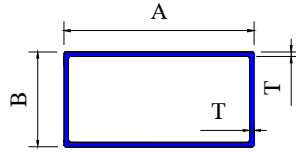
With an eye on quality, the company has also introduced **aluminium profiles with scratch free sand blasted anodize finish, brush anodize finish, mirror finish and various powder coated finishes** for our discerning customers.

Our way of working reflects delivering an advantage in every key aspect of our business – sourcing, operations and cost. Basically, we are a **one stop shop for extruded aluminium** custom solutions for practically any application.





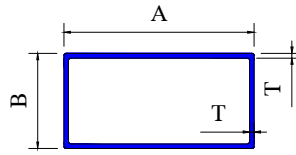
RECTANGULAR TUBES



S.No	Section No	A(MM)	B(MM)	T(MM)	Wt/Mtr.Kg	Wt.Range(Kgs/12')
1	6077	20.00	13.00	2.00	0.313	
2	6039	35.00	22.00	0.55	0.167	0.6-0.70
3	6035	37.00	24.00	0.60	0.194	0.70-0.90
4	6014	38.10	25.40	1.44	0.472	1.65-1.90
5	6045	38.10	25.40	2.00	0.642	2.25-2.55
6	6023	40.00	20.00	2.00	0.605	2.10-2.45
7	6059	45.00	22.00	0.65	0.232	0.800-0.900
8	6070	47.00	20.00	1.50	0.518	1.70-2.10
9	6036	48.00	24.00	0.65	0.245	0.85-1.00
10	6017	48.00	24.00	0.90	0.340	1.2-1.45
11	6001	50.00	25.00	1.20	0.469	1.70-2.00
12	6002	50.00	25.00	1.50	0.580	2.00-2.30
13	6003	50.00	25.00	2.00	0.767	2.70-3.00
14	6026	50.00	25.00	2.41	0.913	3.25-3.45
15	6041	50.00	25.00	3.0/2.0	0.891	3.20-3.40
16	6072	50.00	30.00	2.00	0.821	2.80-3.20
17	6073	50.00	38.00	3.00	1.328	5.00-5.70
18	6029	50.80	25.40	0.90	0.362	1.32-1.52
19	6019	50.80	25.40	2.90	1.102	3.90-4.20
20	6037	62.00	37.00	0.85	0.445	1.45-1.80
21	6018	62.00	37.00	0.90	0.473	1.60-1.90
22	6074	62.00	37.00	3.00	1.510	
23	6004	63.50	38.10	1.20	0.642	2.40-2.60
24	6005	63.50	38.10	1.45	0.772	2.80-3.00
25	6006	63.50	38.10	2.00	1.053	3.75-4.00
26	6039	63.50	38.10	3.00	1.560	4.65-4.95
27	6031	67.00	25.00	1.50	0.721	2.50-2.70
28	6051	70.00	20.00	2.00	0.929	3.30-3.50
29	6047	75.00	8.00	2.00	0.860	3.00-3.25
30	6053	75.00	35.00	2.00	1.140	4.00-4.30



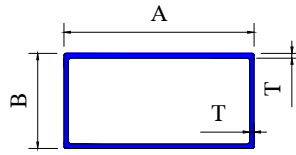
RECTANGULAR TUBES



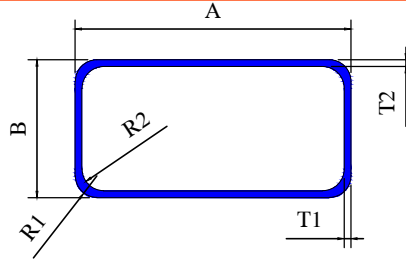
S.No	Section No	A(MM)	B(MM)	T(MM)	W/Mtr.Kg	WLRange(Kgs/12')
31	6048	75.00	58.00	2.00	1.393	4.90-5.20
32	6043	76.00	25.00	1.20	0.638	2.20-2.40
33	6024	76.00	25.00	2.00	1.048	3.70-3.90
34	6071	76.00	25.00	3.10	1.588	5.60-6.00
35	6022	80.00	20.00	2.00	1.036	3.70-4.10
36	6032	80.00	25.00	2.00	1.091	3.90-4.20
37	6021	80.00	40.00	3.00	1.847	6.65-7.10
38	6044	82.60	38.10	1.50	0.963	3.4-3.7
39	6028	82.60	38.10	2.00	1.260	4.50-4.90
40	6025	82.60	38.10	3.25	2.000	7.00-7.80
41	6049	90.00	75.00	3.00	2.573	9.4-9.8
42	6013	100.00	40.00	1.35	1.000	3.50-3.90
43	6027	100.00	40.00	2.00	1.469	5.20-5.60
44	6034	100.00	50.00	2.00	1.577	5.20-6.30
45	6011	101.60	25.00	1.30	0.872	3.15-3.45
46	6007	101.60	44.45	1.35	1.050	3.80-4.20
47	6030	101.60	44.45	1.50	1.159	4.20-4.50
48	6008	101.60	44.45	2.00	1.540	5.50-6.00
49	6009	101.60	44.45	2.50	1.900	6.50-7.20
50	6010	101.60	44.45	3.00	2.270	8.10-8.50
51	6038	101.60	50.80	4.50	3.480	12.5-12.9
52	6042	115.00	25.00	3.00	2.170	7.75-8.10
53	6078	116.00	20.00	3.00	2.106	
54	6020	120.00	40.00	3.0/2.5	2.403	8.70-8.90
55	6064	123.00	24.00	1.40	1.091	3.80-4.20
56	6052	125.00	40.00	2.00	1.738	6.25-6.50
57	6075	125.00	75.00	3.00	3.143	
58	6015	150.00	40.00	2.00	2.010	7.25-7.50
59	6046	150.00	50.00	2.00	2.110	7.60-7.80
60	6016	150.00	50.00	3.00	3.140	11.4-11.60



RECTANGULAR TUBES



S.No	Section No	A(MM)	B(MM)	T(MM)	Wt/Mtr.Kg	Wt.Range(Kgs/12)
61	6040	150.00	75.00	2.50	2.970	10.5-11.00

RECTANGULAR TUBES


S.No	Section No	A(MM)	B(MM)	T1(MM)	T2(MM)	R1(MM)	R2(MM)	Wt/Mtr.Kg
1	6056	33.00	20.00	0.80	0.80	3.50	2.70	0.211
2	6055	40.00	20.00	1.00	1.00	3.50	2.50	0.300
3	6054	40.00	20.00	1.20	1.20	3.50	2.30	0.356
4	6060	40.00	20.00	2.00	2.00	2.50	0.50	0.591
5	6067	50.80	19.05	1.78	2.79	3.81	2.03	0.742
6	6061	52.00	24.50	0.70	0.70	3.00	2.30	0.275
7	6065	58.10	22.00	2.80	1.65	3.00	0.80	0.832
8	6066	58.32	25.27	1.40	1.40	2.97	1.57	0.597
9	6058	59.50	25.00	1.20	1.20	3.00	3.00	0.532
10	6068	59.69	24.89	2.29	1.52, 3.05	4.19	2.79	0.964
11	6062	60.50	25.00	1.70	1.50	3.00	3.00	0.691
12	6057	72.00	25.00	1.40	1.40	5.50	4.10	0.680
13	6076	73.0	25.0	2.00	2.00	3.00	3.00	1.015
14	6033	80.00	40.00	4.00	4.00	2.00	2.00	2.420
15	6063	98.00	25.00	1.80	1.80	2.50	2.50	1.161



PADMAWATI EXTRUSION PVT. LTD.

5/2, Bharat Ashish Building, D.B. Gupta Road, Paharganj, New Delhi - 110055 (India)
+91 98999 07895, 98112 76191 | Email : info@padmawatiextrusion.com